




EXITRADER



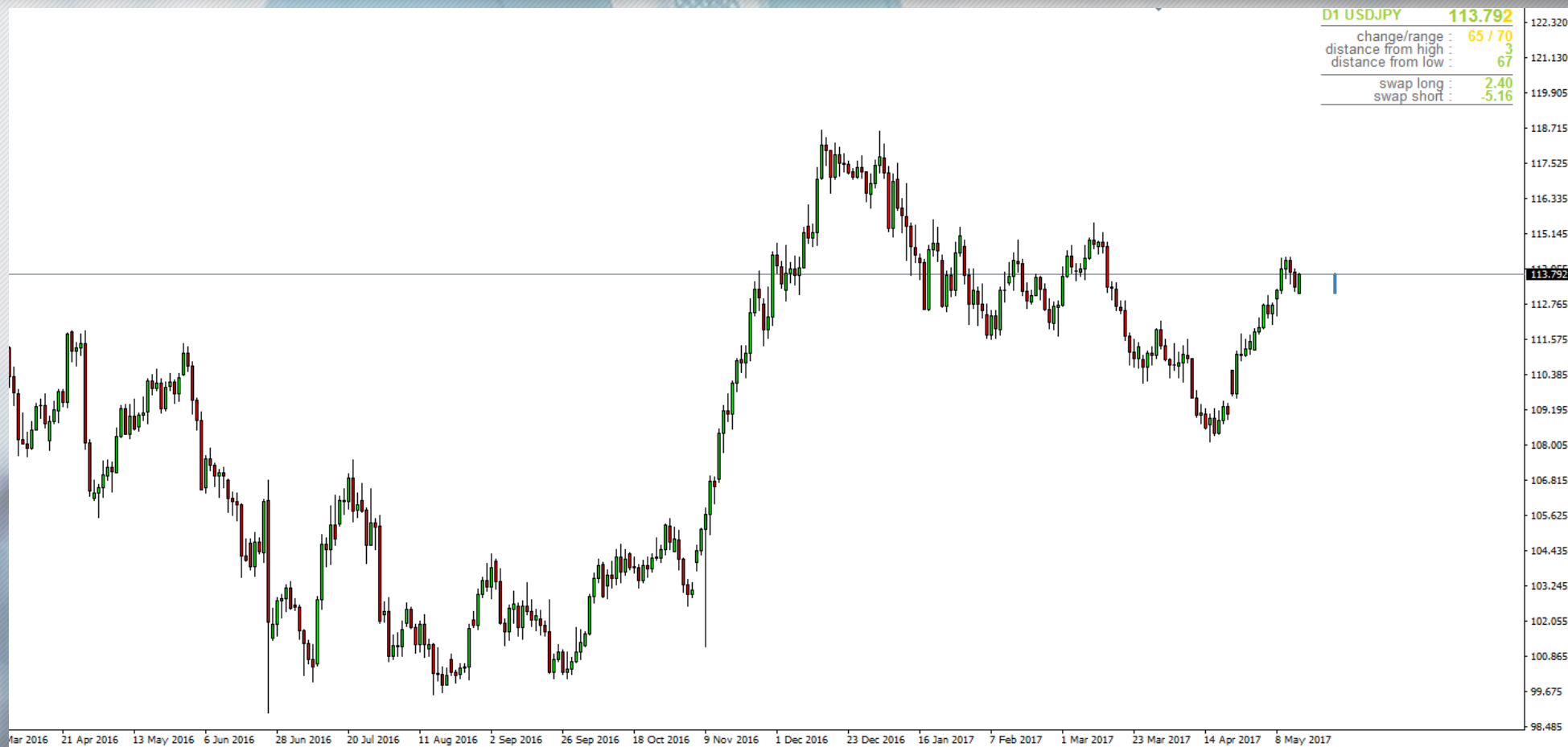
Einführung in den COT Report

15. Mai



Die meiste Zeit beschäftigen wir uns mit Charts –  
In den nächsten Zwei Fachwebinaren beschäftigen  
wir uns mit den Käufern und Verkäufern, die die  
Charts bewegen!

# Das Problem der Charttechnik

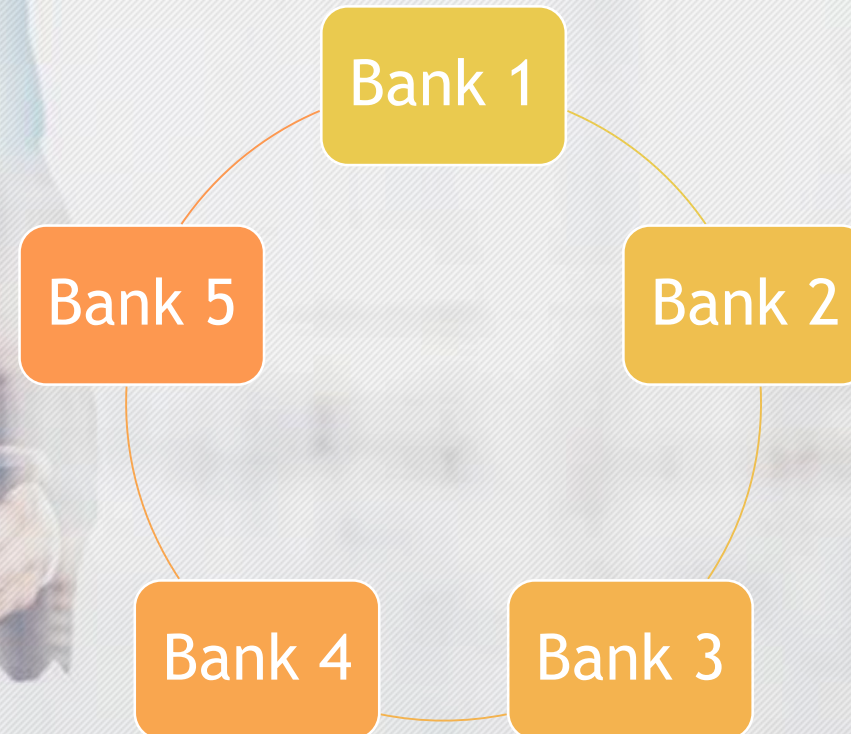


# Das Problem mit dem Volumen

## Börsenhandel



## Handel OTC



# Futures Optionen und die CME



# Futures und Optionen

## Future

- Verpflichtung zweiseitig
- Käufer und Verkäufer bezahlen eine Kommission
- Preis anhand der Formel:  
 $S(1+r)^t * N$
- Margin wird von der Börse bestimmt
- Monatliches Verlaufsdatum

## Option

- Verpflichtung nur Einseitig
- Käufer bezahlt Prämie, Verkäufer erhält Prämie
- Preis anhand des Kassamarktes
- Nur der Verkäufer muss eine Sicherheit hinterlegen (von der Börse bestimmt)
- Wöchentliches oder Monatliches Verlaufsdatum

# Chicago Mercantile Market

- Rohstoffmärkte
  - Fleischmärkte
  - Weiche Rohstoffe (Weizen, Zucker, Soja, Kaffee, Baumwolle...)
- Energiemärkte
- Devisenmärkte
- Zinsmärkte
- Aktienindizes



# COT Report



**U.S. COMMODITY FUTURES TRADING COMMISSION**

Ensuring the Integrity of the Futures & Swaps Markets

[Transparency](#) | [International](#) | [Contact Us](#)

- Industry Oversight
- Law & Regulation
- Market Data & Analysis
- Forms & Submissions
- Learn & Protect
- About the CFTC
- News & Events

- FCMs
- Net Position Changes Data
- Staff Reports

by the largest four and eight traders.  
 Supplemental reports show aggregate futures and option positions of Noncommercial, Commercial, and Index Traders in 12 selected agricultural commodities.

**History of Disaggregated COT data - October 20, 2009**

- Commitments of Traders**
- Historical Viewable
- Historical Compressed
- About the COT Reports
- Release Schedule
- Explanatory Notes

CFTC will make available more than three years of history of disaggregated data included in the weekly Commitments of Traders (COT) reports. History for the 22 commodity futures markets currently contained in the weekly disaggregated COT reports, first published on September 4, 2009, will be available starting Tuesday, October 20, 2009.

Machine-readable files will be located on the CFTC website, with data dating back to June 13, 2006. One type is a zipped, comma-delimited text file [Historical Compressed](#); while the other type is a zipped Excel file. [Historical Compressed](#) In addition, the 3-year history will be available in a "viewable" file on the CFTC website, by commodity group, and, within group, by commodity. [Historical Viewables](#) These viewable files will only be available in the "long format."

Please note: CFTC does not maintain a history of large trader classifications. Therefore, *current* classifications are used to classify the historical positions of each reportable trader (this approach is commonly referred to as



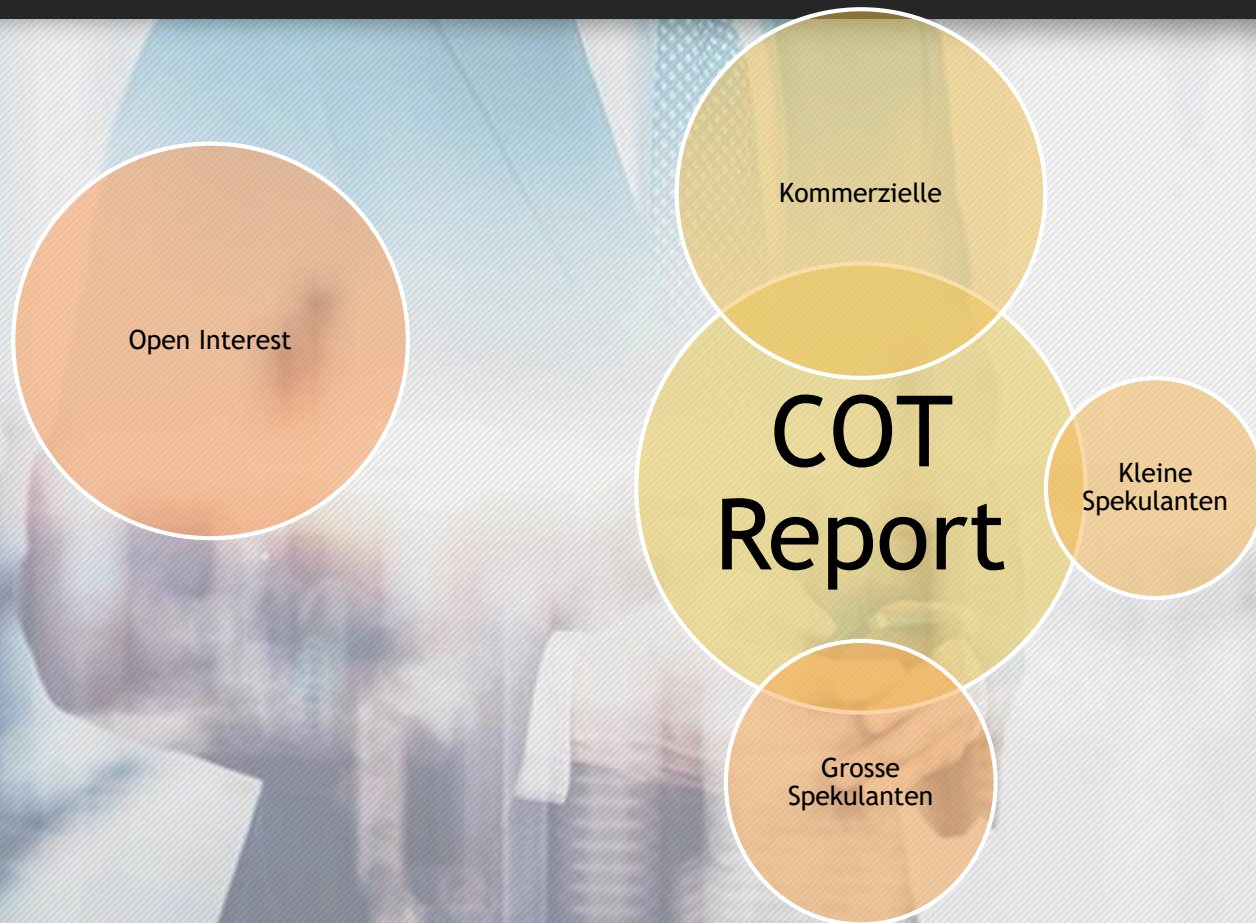
The Whistleblower Program provides monetary incentives to individuals who come forward to report possible violations of the Commodity Exchange Act.



SmartCheck.gov helps



# Drei Gruppen und das Open Interest



# Der neue und der alte Report

Der Alte COT Report	Der Neue COT Report
Commercials	Producer/Merchants/Processor/User
Non-Commercials	Swap Dealers
	Managed Money
	Other Reportables
Non-Reportable	Non-Reportables

# Nicht-Meldepflichtige



Kleine Spekulanten

Trader, welche die Bedingungen für Meldepflichtige nicht

A wide-angle photograph of a busy trading floor. Numerous traders are seated at desks, each equipped with multiple computer monitors displaying various financial data, charts, and news feeds. The traders are dressed in professional attire, including light blue shirts and white shirts with ties. The room is filled with the glow of the screens, and the overall atmosphere is one of intense activity and concentration. In the foreground, a trader is seen from behind, looking at his monitors. In the middle ground, several other traders are visible, some looking at their screens and others talking. In the background, more traders are working at their desks, and the room extends into the distance. The lighting is a mix of the cool blue light from the monitors and the warmer ambient light of the office.

# Nicht-Kommerzielle

Grosse Spekulanten, wie z.B. Banken, Hedgefonds, Pensionskassen, Mutual Funds usw.

Trader, Individuelle Trader, Hedge Fonds und grosse Institutionen, welche den Future Markt für spekulative Geschäfte benutzen und von der Definierung die Bedingungen für Meldepflichtige erreichen.

# Kommerzielle



Produzenten  
Kaufleute  
Verarbeiter  
Benutzer

Betreibt Geschäfte, die durch die Nutzung der Future-  
und Optionsbörsen abgesichert werden.

# Beispiel eines Ausschnittes des Reports

EURO FX - CHICAGO MERCANTILE EXCHANGE									Code-099741	
FUTURES ONLY POSITIONS AS OF 05/12/15										
NON-COMMERCIAL			COMMERCIAL			TOTAL		NONREPORTABLE POSITIONS		
LONG	SHORT	SPREADS	LONG	SHORT	LONG	SHORT	LONG	SHORT		
(CONTRACTS OF EUR 125,000)						OPEN INTEREST:		439,122		
COMMITMENTS										
43,333	222,309	8,386	345,101	127,933	396,820	358,628	42,302	80,494		
CHANGES FROM 05/05/15 (CHANGE IN OPEN INTEREST: -10,132)										
-6,783	-17,934	-1,387	1,120	11,863	-7,050	-7,458	-3,082	-2,674		
PERCENT OF OPEN INTEREST FOR EACH CATEGORY OF TRADERS										
9.9	50.6	1.9	78.6	29.1	90.4	81.7	9.6	18.3		
NUMBER OF TRADERS IN EACH CATEGORY (TOTAL TRADERS: 233)										
53	90	32	52	60	122	166				



<https://www.axitrader.com/de>

